



Materials, Clip Art, and Picture Cards  
Used in PRE K & Kindergarten Activities




Easily  
Accessible!

Items can be found in most discount stores,  
educational stores, and in your home

Different size magnetic boards  
and magnetic letters



Sorting boards, cups, and  
cupcake tins




Easily  
Accessible!

## Additional Materials Used in Activity Videos

Upper and lower case  
magnetic letters




Sentence strips



Index cards



Letter cards



# Phonological Awareness: Hearing Sounds in Words




Each box represents a sound. Using counters (magnetic shapes) have your child push up a counter for each sound he/she hears.

Sound boxes

--	--	--

# Phonological Awareness: Identifying Beginning Sounds

## Clip Art, and Photographs



Cupcake tins were used  
in activity video.



# Phonological Awareness: Rhyming Word Clip Art



Sorting board  
was used in  
activity video.




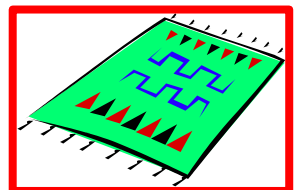
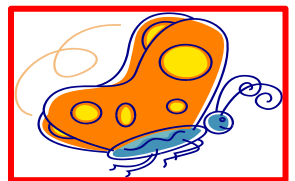

# Phonological Awareness: Substitute, Add, and Delete Sounds

## clip art word cards

Magnetic tape was placed on the back of the cards.



Magnetic board and word cards were used in video activity.



# Phonics: Blending Short Vowel Words

Picture and letters are on the next slide.




# Phonics: Blending Short Vowel Words



f

a

n

f

a

n


f

a

n

# Phonics: Identifying Initial Consonant clip art

Pails and magnetic letters were used for this video activity



# Phonics: Sound Letter Fluency Sorting Board



# Sound Letter Fluency Cards

<b>s</b>	<b>t</b>	<b>s</b>	<b>s</b>	<b>t</b>
<b>t</b>	<b>d</b>	<b>h</b>	<b>d</b>	<b>h</b>
<b>s</b>	<b>t</b>	<b>t</b>	<b>h</b>	<b>t</b>
<b>h</b>	<b>h</b>	<b>h</b>	<b>d</b>	<b>t</b>
<b>d</b>	<b>s</b>	<b>d</b>	<b>h</b>	<b>h</b>
<b>d</b>	<b>s</b>	<b>t</b>	<b>t</b>	<b>h</b>
<b>s</b>	<b>t</b>	<b>d</b>	<b>s</b>	<b>s</b>

# Phonics Using Cues to Identify Word/Picture Cards Activity – Cards on next slide

Circle all of the words that have four letters  
and begin with *s*.



Suzy went for a swim in the pool. She swam for a long time. Her bathing suit was pretty. It had a star with sparkles.

Circle all of the words that have five letters  
and begin with *p*.



Billy likes to eat pizza. He wants to have pizza at his birthday party.






**swim**



**lion**



**red**

**swim**

**lion**

**red**

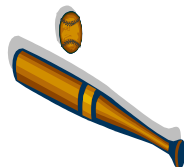


**bird**

**bird**




**book**




**bat**

**book**



**bat**






**purple**



**green**





# Vocabulary – Use Vocabulary to Categorize Pictures and Items



# Vocabulary - Describing Words Pictures

Magnetic tape was placed on the back of all pictures.



A magnetic white board was used in the activity



# Fluency - Read Sight Words and Simple CVC Words

## Sight Words

I

a

is

have

he

He

is

and

likes

## CVC Words

pet

dog

fun

can

run

big

# Sight Words and CVC Words

I have a pet.

He is a dog.

He is fun.

He is big and likes to run.


He can run fast.

He is my pet.





# Make Simple Sentences



# Comprehension: Listening Comprehension Activity


Literal Questions	Jack and Jill	Humpty Dumpty	Goldilocks and the Three Bears	Three Little Pigs
Who?				
What?				
Where?				
When?				
How?				
Why?	Usually inferred			

# Comprehension: Picture Predictions Picture Cards


1



4



2



5



3



## Possible Predictions:

1. People are taking a train ride in the park. They will exit at a different place.
2. It is someone's birthday party. Everyone will have fun.
3. Teams are playing baseball and one team is going to make a point.
4. Someone is going to bake cookies.
5. People are going to take a carriage ride.

# Comprehension – Picture Predictions About the Story on the Next Side

What do you see on the front cover?  
What do you think this story is  
about?



What do you see on the first page?



What do you think is happening?



What do you think will happen  
next?



How do you think the story will  
end? Why do you think that?




Read the story with your child.  
Were the predictions accurate?

## Our Garden Supper



We bought seeds to  
grow a garden.



We planted the seeds.



We grew vegetables



We are going to have  
vegetable soup.





# Join the Faces of Success

